

KEDARKANTHA TREK

SANKRI, UTTARAKHAND



12500 ft



Easy - Moderate



Nov to March



Follow us!



OVERVIEW

Kedarkantha trek is a winters trek through the remote forests covered with pine, maple, and Rhododendron trees in the state of Uttarakhand.

It starts at Sankri a remote village around 200 kms from Dehradun.

It is most sought after winter treks because of the landscape and majorly for snow which makes it a delight for trekkers.

At 12500ft the Kedarkantha trek offers you the best setting for a winter trek with some amazing view of the mountain peaks and pine and maple trees in the surrounding and walking on snow covered trails.

This five-day trek is a perfect trek for all especially for beginners who love the winters and snow.

With a little bit of fitness and positive spirit jump in with Adventurescape for the trek of your lifetime



WHY CHOOSE ADVENTURESCAPE AS YOUR TREK PARTNER?

- ✓ **All our treks are operated by our team including kitchen, Qualified guides and support staff. (So no surprises when you reach your destination)**
- ✓ **We are a professional team with expert knowledge of the trek route and conditions to keep you safe during the trek.**
- ✓ **All food is prepared by our cook will be healthy and nutritious. The quality and menu is extensive so that you will enjoy the trek even more.**
- ✓ **Small group of 20-30 members which allows us to give individual attention and to enjoy the services better.**
- ✓ **All equipment used is of high quality and hygienic for use.**
- ✓ **We use reliable and trusted operators for local transfers for every trek.**



4.7* RATED ON GOOGLE



5* RATED ON FACEBOOK



Click the link above to check out more reviews on GOOGLE and FACEBOOK

DETAILED ITINERARY

Day1: Dehradun – Sankri (Drive 200km approx. 8hours)

- Today we start our journey from **PRINCE CHOWK** outside **Dehradun railway station** early **morning at 7 am** and the journey will be through Mussoorie and all the way to Sankri the start point of the trek will take **approx 8-9 hours (200km)**
- The drive is an amazing one as it will take you through Kempty falls in Mussoorie, Barkot, Purola, Mori along the Tons river and finally will arrive at Sankri.
- Transport in **Swift dezire/ bolera/tempo travelers** will be arranged and you can check in a guest house/hotel in Sankri.
- **Evening hi-tea and hot Dinner** at hotel will be provided and early retirement for the day as you must get up early for the trek next day.



Day2: Trek from Sankri – Juda Ka Talab 4km 4-5hours

- We start our trek from Sankri after **hot breakfast at hotel** to Juda ka Talab which is **4 km** at an altitude of **around 9000ft.**
- We will be camping near a pond and the surroundings covered with oak and pine trees which make it an amazing location for camping.
- The trek will take **4 to 5 hours** to reach.
- Camp and enjoy the day with nature and the beautiful view of the mountains. **Hot lunch** on arrival at camps followed by **Evening Hi-tea and hot dinner** at campsite.



Day3: Trek from Juda ka Talab – Kedarkantha base

- After **hot breakfast** in camps, we will move steadily towards Kedarkantha Basecamp which is at 11000ft and will take around **3 to 4 hours** to reach.
- Today the trek will be mostly through pine and oak trees. On the way, you can also find shepherd huts.
- Camp and enjoy the day with nature and the beautiful view of the mountains. **Hot lunch** on arrival at camps followed by **Evening Hi-tea and hot dinner** at campsite.



Day4: Trek from Kedarkantha base camp to summit Kedarkantha peak to Juda ka talab campsite

- Today we will trek to Kedarkantha Summit peak after an early tea at **around 3am** and will take around 4 hours to reach.
- The peak will give you a view of all the snow-clad mountain ranges of the state of Uttarakhand. The sunrise view from the top is mesmerising.
- Have **hot breakfast and lunch** at campsite today after descending to hargaan campsite.
- Enjoy the view and rest for a while before we trek back to base camp by afternoon. Stay in Juda ka Talab campsite for the night with **hot dinner**.



Day5: Trek from Juda ka Talab campsite to Sankri & Drive from Sankri to Dehradun (200km/8)

- We trek back to Sankri 6000 ft from Juda ka Talab today which will take around 3 hours.
- The trail is covered with pine and oak trees with the snow-clad mountains.
- Reach Sankri which will commence the trek. Take home the beautiful and amazing memories of the trek.
- Drive will take around 8-10 hours which is around 200km through scenic views of the Himalayas.
- We will be back to Dehradun by around 7pm in the evening. Book your onward journey after 8 pm.



COST DETAILS

Trek Cost

COST INR 7500 + 5% GST (Dehradun to Dehradun)
COST INR 6500 + 5% GST (Sankri to Sankri)

INCLUSIONS

- ✓ **Transfers from Dehradun to Sankri and back in deziere/bolero/tempo traveler according to group size.**
- ✓ **Verified drivers and good condition vehicle**
- ✓ **Hotel stay on triple sharing in hotel on day1 in Sankri. Extra 1000 for double sharing.**
- ✓ **Meal plan: All meals from Day1 dinner to Day5 breakfast. We provide breakfast lunch evening hi-tea and dinner on all days.**
- ✓ **Stay in premium camps and -15 degree tested sleeping bags, mattress and toilet tents from Day2 to day4 on double/triple sharing basis**
- ✓ **Crampon and gaiters for the trek.**
- ✓ **Permits and forest charges for the trek**
- ✓ **Adventurescape representative in Sankri to guide and brief you for the trek, allotment of rooms, basic requirements for the trek**
- ✓ **First aid treatment/facilities, oxygen cylinders and back up.**

EXCLUSIONS

- ✗ The trek cost does not include any train fare or air fare charges
- ✗ Meals during transit
- ✗ Porters or mules for personal luggage.
- ✗ Any cost arising due to unforeseen climate or condition or bad weather



Click the WhatsApp icon to Chat with us if you have any query regarding the trek

Call on 9650520030 | 9650503389 | 8287044131 for any query regarding the trek.

Mail us on info@adventurescape.in for more details

[VIEW DETAILS ON WEBSITE](#)



Follow us!



REVIEW AND FEEDBACK



Jay Nahata

Local Guide · 69 reviews · 39 photos

★★★★★ 6 months ago

Positive: Professionalism, Quality, Responsiveness, Value

It was really amazing. Did the Kedarkantha trek. What an experience and the arrangements were just perfect, all the 3 guides Parvesh Sir, Sanju Sir and Suraj sir were helpful and motivating all the time, made sure everyone is safe. I will miss the shero-shayari of Parvesh sir the most. The food was good, the locations were perfect, the arrangements were amazing, no complaints. Each and every arrangement was in place and never felt anything lagging. Every penny was worth, thanks to Adventure Escape for such an amazing trip and making it worthfull!

Like



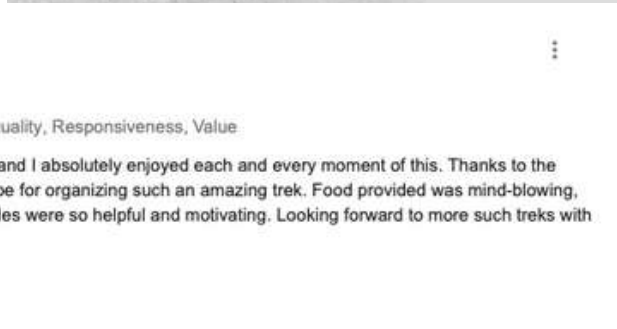
Darshana Bhandari

3 reviews

★★★★★ 7 months ago

Positive: Professionalism, Quality, Responsiveness, Value

This was my first winter trek and I absolutely enjoyed each and every moment of this. Thanks to the entire team of Adventurescape for organizing such an amazing trek. Food provided was mind-blowing, tents were good and the guides were so helpful and motivating. Looking forward to more such treks with you guys ❤️



swapnil more

1 review · 3 photos

★★★★★ 7 months ago

Positive: Professionalism, Quality, Responsiveness, Value

Went to kedarkantha trek which was organized by Adventurescape . They have made my trip memorable. For this beautiful Kedarkanta trek, they provided experienced guides and good quality food and tents.



Like



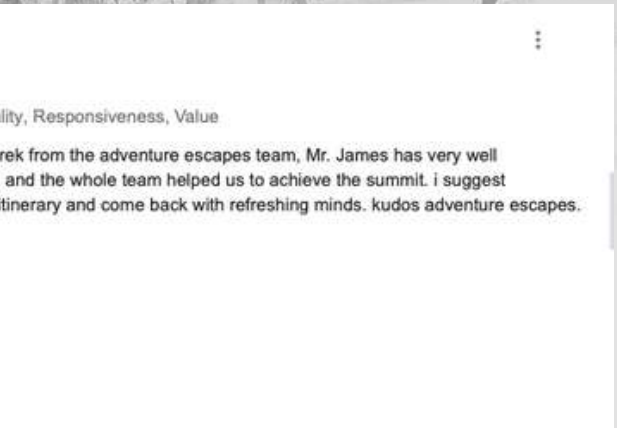
ACHYUT KRISHNA

6 reviews · 2 photos

★★★★★ 7 months ago

Positive: Professionalism, Quality, Responsiveness, Value

We have booked kedarkantha trek from the adventure escapes team, Mr. James has very well coordinated throughout the trip, and the whole team helped us to achieve the summit. i suggest everyone here, to go with their itinerary and come back with refreshing minds. kudos adventure escapes.



Pabitra Narayan Mandal

Local Guide · 33 reviews · 30 photos


★★★★★ 6 months ago

Positive: Professionalism, Quality, Responsiveness, Value

Kedarkantha trek was our first trek experience with Adventurescape. Adventurescape makes our dream true professionally and responsively. About the place, I would like to share a line which I have taken from Sankri itself - "If you never go, you never know." I am sharing some photos from the trek as well.



Like



Nikhil Verma

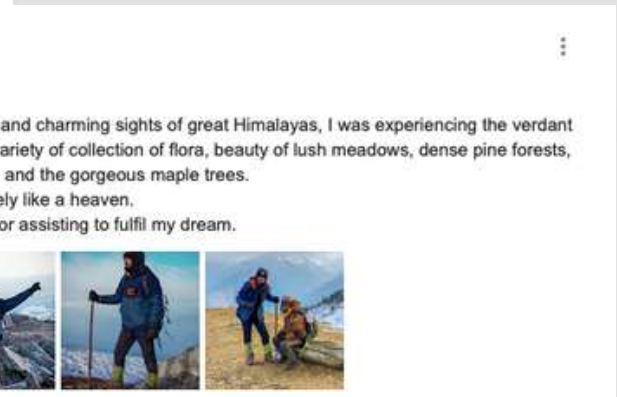
2 reviews · 4 photos

★★★★★ 7 months ago

Apart from some captivating and charming sights of great Himalayas, I was experiencing the verdant greenery, lush landscapes, variety of collection of flora, beauty of lush meadows, dense pine forests, cascading beautiful streams, and the gorgeous maple trees.

The whole trek was completely like a heaven.

Thanks to AdventurEscape for assisting to fulfil my dream.



HOW TO BOOK THIS TREK?

TO BOOK THIS TREK/TOUR PACKAGE WITH ADVENTURESCAPE
ADVANCE AMOUNT INR 2000 per head

1

PAY ADVANCE AMOUNT OF YOUR TREK/TOUR TO THE FOLLOWING ACCOUNTS

Account Name: ADVENTURESCAPE

GOOGLE PAY or PHONE-PAY Number: +918287044131

Name of Account holder: Adventurescape

Name of bank: Federal Bank, New Delhi

Account type: Current account

Account number: 13820200068662

IFSC Code: FDRL0001382

UPI: adventurescape@icici | adventurescape@fbl




Or you can ask for Payumoney link which will attract 2.36% fee on credit card, debit card
or EMI transactions

2

SHARE THE PAYMENT SCREENSHOT
(IF PAYING THROUGH GOOGLE PAY OR PHONE PAY)
TO +919650520030 | +9650503389.

3

Please fill this form once you make this payment 
<https://forms.gle/ZF1hp3gPPDpVe25u7>

Once the payment is received we will send you a confirmation mail with all the details. Please check
your mail with all the details.

All the balance amount should be cleared before start of the trek.

WHAT TO CARRY FOR THE TREK?



Things to pack for your Trek?
THE HIMALAYAN TREK CHECKLIST

**You can get
Shoes | Jackets | trekking poles | Poncho
on rent with us in Sankri**

HOW TO REACH DEHRADUN ?

BY AIR:-

Dehradun's airport is the Jolly Grant Airport, which is located 20 km away from the city Centre. Air India, Jet Airways, Jet Connect and Spice Jet have regular flights to Dehradun. Taxis, buses govt are available to Sankri the starting point of the trek.

BY TRAIN:-

Dehradun is connected by train services to cities Delhi, Lucknow, Allahabad, Mumbai, Kolkata, Ujjain, Chennai, and Varanasi. Dehradun is connected to the rest of the country by trains such as the Shatabdi Express, Jan Shatabdi Express, Dehradun AC Express, Doon Express, Bandra Express and the Amritsar-Dehradun Express among others. Take an overnight train to Dehradun to reach Dehradun Railway station where there is a pick to Sankri at 7 am which will drop you at Sankri by evening.

BY BUS:-

You will find plenty of buses from Delhi Kashmere gate ISBT to Dehradun ISBT daily

ADVISORY FOR THE TREK

- 1.It is advisable to keep a buffer day for unpredictable weather /road conditions in the mountains.
- 2.Please do not litter and avoid bringing plastic bags for the trek.
- 3.Please inform us in advance if you want porter for your personal baggage. Additional charges will be levied per person @INR 300
- 4.Trekkers must exhibit kindness and sensitivity towards all animals that they stumble upon during the trek.
- 5.During trek travel through the local villages and hamlets, respect towards the local cultural ethos
- 6.Pick up from Dehradun Railway Station at sharp 8 am
- 7.Smoking or Alcohol is not permitted.



www.adventurescape.in



4.7 RATED ON GOOGLE



5 star RATED ON FACEBOOK



Talk to our 24/7 support team
for any assistance

+91 9650520030 | +91 9650503389

info@adventurescape.in

travel@adventurescape.in

18/13 3rd floor WEA, Pusa lane Karol Bagh, New Delhi 110005

Follow us!



WWW.ADVENTURESCAPE.IN